

2023 HS XC State		@ Carrollton													
Class AD1		45/50 degrees			Boys 13th/31	Improvement									
BOYS-12	Grade	State Mi 1	State Mi 2	State Time '23	State Place/	State '23-'22	State/PR	State/TFS CB	State '22	State '21	Pre State PR	SB	TFS CB		
Anderson, Ryan	9	6:07	12:35	19:46.08	78/206	NA	Plus 2	- 46 sec	NA	NA	19:44.16	19:44.16	20:32.30	Anderson, Ryan	
Beck, Timothy	11	5:29	11:32	18:20.30	38/206	- 55 sec	Plus 10	-38 sec	19:15.79	NA	18:10.88	18:10.88	18:58.91	Beck, Timothy	
Garcia, Alvaro	11	6:13	13:04	20:30.69	103/206	NA	Plus 39	- 28 sec	NA	NA	19:51.97	19:51.97	20:58.02	Garcia, Alvaro	
Mallea, Oier	9	6:30	13:47	21:35.98	138/206	NA	- 58 sec PR	- 1:22	NA	NA	22:33.80	22:33.80	22:57.17	Mallea, Oier	
Pendland, Teagan	9	5:41	11:48	18:32.04	47/206	NA	- 24 sec Pr	- 37	NA	NA	18:56.34	18:56.34	19:08.65	Pendland, Teagan	
Shadburn, Jackson	12	6:13	13:07	20:49.03	112/206	- 5 sec	Plus 58 PR plus 11 SB	plus 9	21:18.02	20:54.74	19:51.95	19:51.95	20:38.09	Shadburn, Jackson	
Simmons, Gavin	9	6:21	13:15(?)	21:30.32	133/206	NA	- 9 sec PR	- 1:00	NA	NA	21:39.27	21:39.97	22:30.14	Simmons, Gavin	
GIRLS															
	Grade	State Mi 1	State Mi 2	State Time '23	State Place/	State '23-'22	State/PR	State/TFS CB	State '22	State '21	Pre State PR	SB	TFS CB	Name	
Bailey, Sara	11	7:33	15:50	24:56.71	73/160	plus 21	plus 38	plus 38	24:35.33	NA	24:18.22	24:49.95	24:18.22	Bailey, Sara	
Chesser, Josie	11	6:53	14:32	22:52.94	32/160	- 2 sec	plus 5	-31"CB -1:18SBCB	NA	22:54.22	22:47.06	23:47.74	23:23.70	Chesser, Josie	
Griffis, Carsyn	10	7:04	15:04	24:03.19	56/160	NA	- 34 sec PR	-1:40	NA	NA	24:37.30	24:37.30	25:43.40	Griffis, Carsyn	
Henderson, Olivia	9	7:06	15:15	24:37.01	65/160	NA	plus 1:41	- 22 sec	NA	NA	22:56.40	22:56.40	24:59.03	Henderson, Olivia	
Johnson, Delaney	9	7:33	15:50	25:10.14	75/160	NA	plus 19 SB	- 33 sec in '23	NA	NA	24:12.25	24:51.46	24:12.25	Johnson, Delaney	
Keim, Avery	9	6:54	14:30	22:49.96	31/160	NA	plus 8	- 3 sec	NA	NA	22:41.91	22:41.91	22:52.49	Keim, Avery	
Prince, Dani	12	7:35	15:39	24:13.54	60/160	- 1:30	- 23 sec PR	- 46 sec	25:43.67	25:57.27	24:36.96	24:36.96	24:59.73	Prince, Dani	
Name	Grade	State Mi 1	State Mi 2	State Time '23	State Place/	State '23-'22	State/PR	State/TFS CB	State '22	State '21	Pre State PR	SB	TFS CB	Name	







2020 HS XC RESULTS

Table with columns for student names, school codes (e.g., PR, SS, FTS, EB), and various race metrics including time, place, and distance. Includes names like Augustinus, Colton, Bailey, Meyer, and others. The table is divided into sections for boys' and girls' cross-country events.

2020 HS XC RESULTS

Table with columns for student names, school codes (e.g., PR, SS, FTS, EB), and various race metrics including time, place, and distance. Includes names like Alexander, Lucy, Bell, Carolina, and others. This section continues the list of student results.

2020 HS XC RESULTS

Table with columns for student names, school codes (e.g., PR, SS, FTS, EB), and various race metrics including time, place, and distance. Includes names like Alexander, Lucy, Bell, Carolina, and others. This section continues the list of student results.

2020 HS XC RESULTS

Table with columns for student names, school codes (e.g., PR, SS, FTS, EB), and various race metrics including time, place, and distance. Includes names like Alexander, Lucy, Bell, Carolina, and others. This section continues the list of student results.












































### Tallulah Falls Varsity Cross Country 2014

10/9/2014		3ppl 2mi		4 ppl, 12k				fast course													
Boys	GR	S Relay Carni		8/28 3k SE Spartan Ekiden		9/6 Mtn Eagle Invite-NGTC		9/13 E Jackson		9/16 Cookies 'n Quotes		9/27 Heroes Invitational		10/2 Mtn Unicoi		10/10 Rab Gap		10/14 Harrier Harvest		10/30 Area A Athens Academy	
		place	time	place	time	place	time	place	time	place	time	place	time	place	time	place	time	place	time	place	time
Bond, Sam	12	6/8	47:46	38/40	65:11.0	124/123	29:15.0	123/175JV	25:04.5	33/36	29:33.8	30/31	27:22.5	287/299JV	26:19.8	38/52	26:28	DNR inj		55/59	27:38.7
Carmack, Jake	12	2/8	43:29	16/40	51:43.8	92/125	21:46.6	50/96 V	20:04.3	2/36	21:27.1	10/31	20:40.9	155/208	19:49.6	2/52	20:38	10/41	20:48.37	39/62	20:05.7
Gallagher, John Luk	11	2/8	43:29	16/40	51:43.8	112/125	24:02.6	85/96 V	22:53.2	15/36	23:51.9	18/31	22:59.6	193/208	21:42.5	DNR		19/41	22:31.68	56/62	2:22.47
Griswold, Ben	9	4/8	47:04	69/97JV	15:11.6	122/123	25:56.4	113/175JV	24:33.81		DNRs	21/31	24:17.8	247/299JV	24:07.6	miss bus		22/41	23:08.94	28/59	22:44.5
Gulle, Jesse	9	no	team	38/40	65:11.0	121/123	5:34.99	88/175JV	23:20.4	18/36	24:25.3	20/31	23:40.4	179/299JV	22:01.3	20/52	23:21	21/41	22:40.81	58/62	22:33.4
Hames, Grant	9	4/8	47:04		DNRs	113/123	24:24.8	68/175JV	22:33.7	19/36	24:25.61		DNR	142/199JV	21:06.8	DNRi		DNR inj		DNR INJURY	
Jackson, Frederick	9	2/8	43:29	37/40	60:16.6	99/125	22:33.7	37/175JV	21:24.0	10/36	22:48.9	11/31	20:49.2	86/299JV	19:48.8	3/52	20:49	7/41	20:07.05	31/62	19:39.2
Lane, Garrett	11	6/8	47:46	32/40	56:56.1	115/123	24:32.2	DNF	DNF	21/36	24:57.9	19/31	23:12.1	200/208	22:17.5	24/52	23:58	26/41	23:24.30	59/62	23:23.5
Teems, Max	9	4/8	47:04	37/40	60:16.6	114/123	24:25.3	65/175JV	22:21.46	11/36	23:00.3	14/31	21:50.5	134/299JV	20:55.3	9/52	21:32	12/41	21:07.95	44/62	20:43.4
Thomas, Cody	11	6/8	47:46	32/40	56:56.1	109/123	23:36.8	78/96 V	22:02.1	8/36	22:25.66		DNRi	174/208	20:47.4	8/52	21:28	17/41	21:52.10	52/62	21:19.5
TEAM PLACING				Top team 16/40		13th/14			JV 6/12	204pts	3/3	46pts	2/3	59pts	19/24JV	562pts	RG 35 TF 42 CHS 48 RC 110		Chest 18 TF 65		V-8/9
									V no team score											StCo 65 TC 83	V-222
<b>Girls</b>																					
Baker, Kaylee	10	DQ	61:30	21/37JV	18:46.3	42/64JV	35:36.5	49/82 JV	31:27.0	27/29	3:22.96	21/23	30:21.4	85/161JV	27:47.3	12/20	28:24	DNR 10th trip		23/43	29:12.3
Brett, Sunni	10	DQ	64:42	38/40	65:11.0	DNRi		DNRi		DNRi		DNRi		DNRi		DNRi		DNR 10th trip		DNR INJURY	
Edwards, Anne	10	4/7	56:49	37/40	60:16.6	82/95	30:32.0	36/82JV	28:49.8	18/29	9:34.46	18/23	28:27.8	175/190	28:01.2	14/20	29:30	DNR 10th trip		14/43	27:56.7
Gresham, Perry	9	1/7	49:28	16/40	51:43.8	24/95	24:15.5	16/85 V	22:47.7	2/29	3:40.92	4/23	23:03.0	53/190	22:08.8	DNRi [1]		7/34	23:58.66	18/56	22:12.2
Kulow, Jennifer	11	DQ	64:42	26/37JV	19:46.7	46/64JV	36:20.5	61/82 JV	35:00.2	29/29	4:41.54	22/23	34:16.0	149/161JV	33:38.2	19/20	32:50	34/34	33:18.45	35/43	32:38.1
Link, Carlise	11	4/7	56:49	37/40	60:16.6	89/95	33:03.3	43/82 JV	29:53.9	22/29	1:20.94	20/23	29:29.0	179/190	28:36.2	11/20	28:13	18/34	27:51.61	51/56	27:28.3
Nichols, Rachel	12	1/7	49:28	32/40	56:56.1	77/95	29:25.1	73/85 V	28:44.0	24/29	1:40.68	19/23	29:10.7	DNRi		10/20	28:11	21/34	28:56.74	53/56	27:38.2
Pederson, Linden	12	1/7	49:28	16/40	51:43.8	26/95	24:36.52	DNF		DNRs		5/23	23:50.5	95/190	23:20.0	1/20	23:10	6/34	23:00.91	34/56	23:43.0
Smith, Abbie	9	DQ	64:42	38/40	65:11.0	51/64JV	36:45.06	DNRs		28/29	4:41.23		DNR	148/161JV	33:14.2	DNRi		DNR inj		38/43	33:41.7
Stein, Brittany	11	DNRi		DNRi		DNRi		DNRi		DNRi		DNRi		DNRi		17/20	31:46	33/34	31:39.73	27/43	30:03.0
Tauber, Madeleine	12	4/7	56:49	32/40	56:56.1	56/95	26:40.5	38/85 V	24:59.2	7/29	6:51.18	11/23	26:11.5	103/190	23:56.1	5/20	24:58	9/34	25:13.52	39/56	24:53.3
Watts, Maci	11	DQ	61:30	16/37JV	18:25.8	30/64JV	33:11.9	50/82 VJ	31:27.4	26/29	3:22.23	DNRi		DNRi		DNRi		DNR inj		DNR INJURY	
TEAM PLACING				top team 16/40		10th/12			V no team score	3/3q	58pts						TF 39 RG 50	Chest 25 TC 49		JV-5/6	V- 7/8
																	RC no score	TF 55	StCo no	JV- 11	V-188
<b>Personal Records</b>																					
	gr	time	yr		time	yr	place														
Bond, Sam				Grant Hames					Kaylee Baker 10th					Carlise Link 11th						Madeleine Tauber 12th	
Carmack, Jake	11	19:15.4	2013	Frederick Jackson					Sunni Brett 10th	28:14.9	2013			Rachel Nichols 12th		25:25	2012		Maci Watts 11th		
Gallagher, John Luk	10	20:14	2012	Garrett Lane					Anne Edwards 10th	26:20.4	2013			Linden Pederson 12th							
Griswold, Ben	9			Max Teems					Perry Gresham 9th					Abbie Smith 9th							
Gulle, Jesse	9			Cody Thomas		20:21	2013		Jennifer Kulow 11th					Brittany Stein 11th		27:29.27	2013				





### Tallulah Falls School Varsity Cross Country 2012

	<b>Mtn Eagle 9/8/12</b>	<b>Eagle Inv 9/15/12</b>	<b>C 'N Q 9/20/12</b>	<b>Hm Mt #2 9/24/12</b>	<b>Mtn Inv 10/4</b>	<b>Hm Mt #3 10/18/12</b>	<b>Area A Champ 10/25/12</b>
<b>Boys</b>							
<b>Braham, Hunter</b>	23:42 144 of 176	19:17 86 of 166	0:42 3 of 14	25:55 18 of 20	19:20 114 of 199	0:08 4 of 30	21:16 45 of 61
<b>Brown, Connor</b>	27:57 95 of 126	24:22 164 of 166	25:24 13 of 14	23:43 15 of 20	23:57 183 of 230	23:54 21 of 30	Illness
<b>Carmack, Jake</b>	22:04 103 of 176	19:47 102 of 166	21:16 4 of 14	21:13 6 of 20	20:13 155 of 199	20:36 5 of 30	20:35 39 of 61
<b>Gallagher, John Luke</b>	24:56 157 of 176	20:43 137 of 166	21:50 7 of 14	22:35 12 of 20	20:14 156 of 199	21:24 11 of 30	22:11 50 of 61
<b>Grimsley, Will</b>	20:09 40 of 176	18:46 63 of 166	19:56 1 of 14	19:47 2 of 20	19:17 110 of 199	19:46 1 of 30	20:01 34 of 61
<b>Hand, Will</b>	Injury	Injury	Injury	Injury	26:15 215 of 230	27:41 28 of 30	26:00 42 of 48
<b>Hilario, Lito</b>	25:26 165 of 176	23:19 161 of 166	24:15 11 of 14	23:44 16 of 20	22:27 186 of 199	24:16 22 of 30	22:54 53 of 61
<b>Thomas, Cody</b>	27:44 94 of 126	22:52 158 of 166	24:27 12 of 14	23:08 14 of 20	22:38 189 of 199	23:05 19 of 30	Illness
	<b>Mtn Eagle 9/8/12</b>	<b>Eagle Inv 9/15/12</b>	<b>C 'N Q 9/20/12</b>	<b>Hm Mt #2 9/24/12</b>	<b>Mtn Inv 10/4</b>	<b>Hm Mt #3 10/18/12</b>	<b>Area A Champ 10/25/12</b>
<b>Girls</b>							
<b>Brubeck, Calli</b>	31:44 30 of 69	28:18 114 of 131	29:16 14 of 17	30:24 10 of 15	28:19 69 of 117	31:32 18 of 20	29:03 14 of 34
<b>Freeman, Simeone</b>	NA	45:53 88 of 89	NA	40:57 15 of 15	NA	41:53 20 of 20	41:20 34 of 34
<b>Grizhebovskeya, Mash</b>	26:28 47 of 122	23:46 44 of 131	24:58 2 of 17	24:15 2 of 15	23:01 66 of 169	23:31 1 of 20	24:22 28 of 52

<b>Mungin, Precious</b>	31:14 26 of 69	24:45 62 of 131	27:11 8 of 17	26:04 4 of 15	24:59 66 of 169	26:06 5 of 20	24:43 34 of 52
<b>Nichols, Rachel</b>	28:17 76 of 122	25:25 72 of 131	27:35 10 of 17	28:07 6 of 15	Injury	Injury	Injury
<b>Pederson, Linden</b>	27:23 61 of 122	24:26 55 of 131	25:27 4 of 17	24:57 3 of 15	24:53 106 of 169	24:21 2 of 20	23:55 22 of 52
<b>Spain, Sarah</b>	NA	30:34 47 of 89	32:14 17 of 17	33:33 13 of 15	NA	31:49 19 of 20	32:06 30 of 34
<b>Stein, Brittany</b>	27:55 70 of 122	25:27 74 of 131	27:39 11 of 17	28:25 7 of 15	Illness	28:00 12 of 20	28:13 46 of 52
<b>Stephens, Ella</b>	35:40 51 of 69	NA	31:55 16 of 17	29:58 9 of 15	27:36 61 of 117	28:38 14 of 20	28:23 11 of 34
<b>Wood, Elle</b>	NA	25:47 83 of 131	27:22 9 of 17	27:19 5 of 15	25:56 130 of 169	27:37 11 of 20	26:57 43 of 52



[1] newuser: